

PIN NO.	A	B	C	D	E	PIN NO.	A	B	C	D	E
13	5.70	3.00	4.23	3.60	4.90	43	14.70	12.00	13.23	12.60	13.90
15	6.30	3.60	4.83	4.20	5.50	45	15.30	12.60	13.83	13.20	14.50
17	6.90	4.20	5.43	4.80	6.10	47	15.90	13.20	14.43	13.80	15.10
19	7.50	4.80	6.03	5.40	6.70	49	16.50	13.80	15.03	14.40	15.70
21	8.10	5.40	6.63	6.00	7.30	51	17.10	14.40	15.63	15.00	16.30
23	8.70	6.00	7.23	6.60	7.90	53	17.70	15.00	16.23	15.60	16.90
25	9.30	6.60	7.83	7.20	8.50	55	18.30	15.60	16.83	16.20	17.50
27	9.90	7.20	8.43	7.80	9.10	57	18.90	16.20	17.43	16.80	18.10
29	10.50	7.80	9.03	8.40	9.70	59	19.50	16.80	18.03	17.40	18.70
31	11.10	8.40	9.63	9.00	10.30	61	20.10	17.40	18.63	18.00	19.30
33	11.70	9.00	10.23	9.60	10.90	63	20.70	18.00	19.23	18.60	19.90
35	12.30	9.60	10.83	10.20	11.50	65	21.30	18.60	19.83	19.20	20.50
37	12.90	10.20	11.43	10.80	12.10	67	21.90	19.20	20.43	19.80	21.10
39	13.50	10.80	12.03	11.40	12.70	69	22.50	19.80	21.03	20.40	21.70
41	14.10	11.40	12.63	12.00	13.30	71	23.10	20.40	21.63	21.00	22.30



NOTES: MATERIAL & FINISH

1. HOUSING: HIGH-TEMP THERMOPLASTIC UL94V-0, COLOR: BLACK
2. ACTUATOR: HIGH-TEMP THERMOPLASTIC UL94V-0, COLOR: NATURE
3. TERMINAL: COPPER ALLOY PLATING: GOLD FLASH PLATED
4. FITTING NAIL: COPPER ALLOY PLATING: MATTE-TIN PLATED
5. ORDER INFORMATION: 6601K - X XX N-06,36 X

PACKING: L: PAPER REEL
E: TUBE

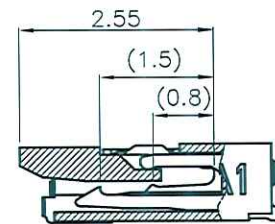
△TYPE

06: CARRIER PITCH 8
36: CARRIER PITCH 12

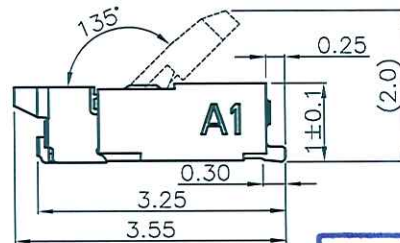
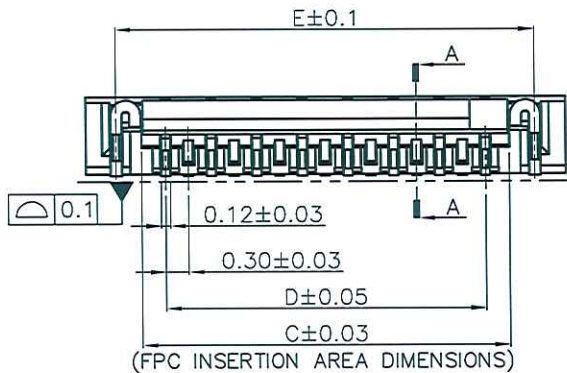
STANDARD
PIN NO.

PLATING: Y: GOLD FLASH (WITH NICKEL BARRIER)

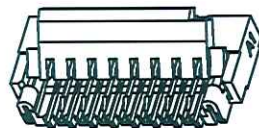
0.3 ZIF FPC SMT R/A B/C (HALOGEN FREE)



SECTION A-A



ENTERY INDUSTRIAL CO., LTD.
MAY 15, 2015
R&D D.C.C. ISSUED

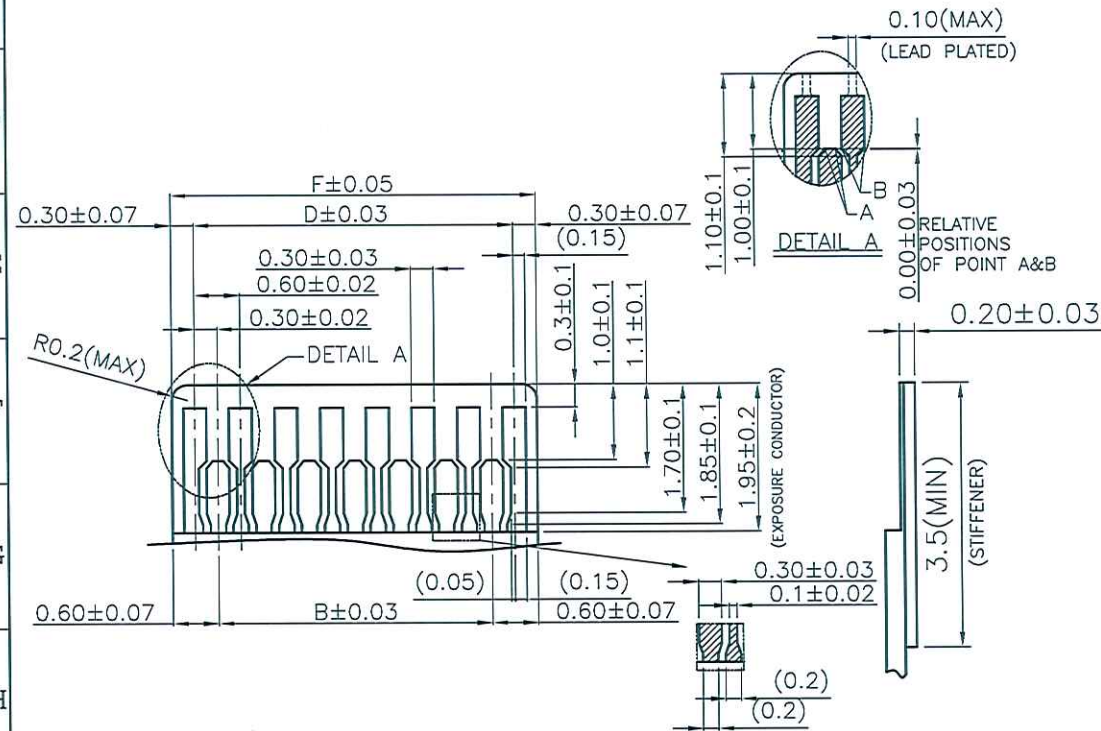


REVISIONS	CHK	DATE
△ RE201504014	CERES	05/15/15
△ RB140501	Josh	03/31/15

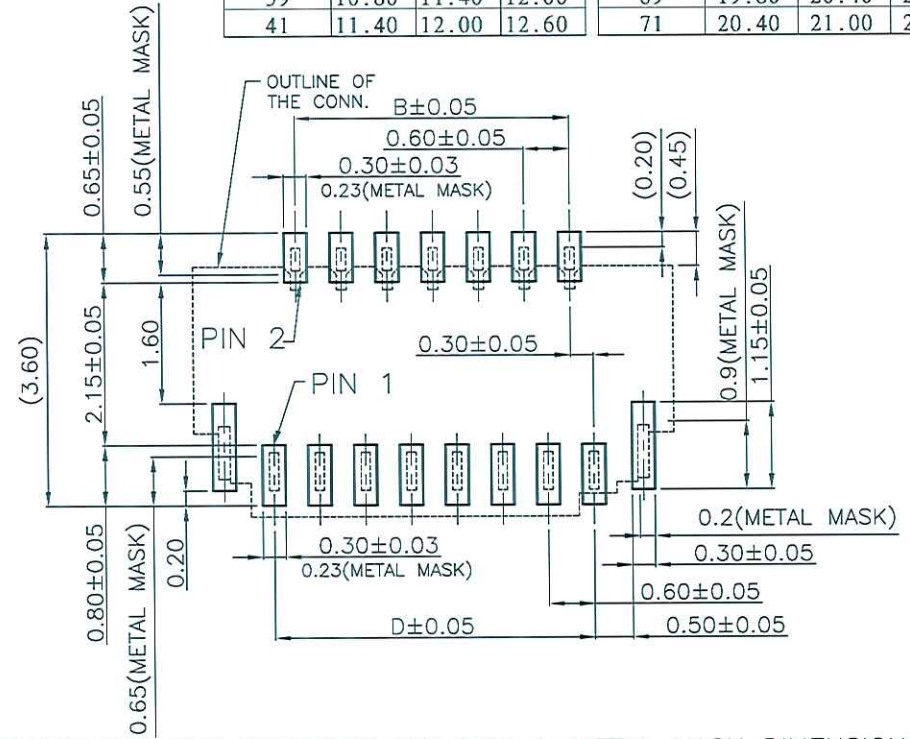
CUSTOMER		恩得利工業股份有限公司 E&T ENTERY INDUSTRIAL CO., LTD.	
GENERAL TOLERANCE UNLESS OTHERWISE SPECIFIED	DRAWN Josh MAR-31-2015	PART NO. △ 6601K-XXXN-06.36X	
X.X ±0.23 X.XX ±0.13 X.XXX ANG. ±30°	CHECKED	TITLE: 0.3 ZIF FPC SMT R/A	
APPROVED	SHEET 1/2	UNIT MM	SCALE 10:1
		SIZE A4	REV X2



PIN NO.	B	D	F	PIN NO.	B	D	F
13	3.00	3.60	4.20	43	12.00	12.60	13.20
15	3.60	4.20	4.80	45	12.60	13.20	13.80
17	4.20	4.80	5.40	47	13.20	13.80	14.40
19	4.80	5.40	6.00	49	13.80	14.40	15.00
21	5.40	6.00	6.60	51	14.40	15.00	15.60
23	6.00	6.60	7.20	53	15.00	15.60	16.20
25	6.60	7.20	7.80	55	15.60	16.20	16.80
27	7.20	7.80	8.40	57	16.20	16.80	17.40
29	7.80	8.40	9.00	59	16.80	17.40	18.00
31	8.40	9.00	9.60	61	17.40	18.00	18.60
33	9.00	9.60	10.20	63	18.00	18.60	19.20
35	9.60	10.20	10.80	65	18.60	19.20	19.80
37	10.20	10.80	11.40	67	19.20	19.80	20.40
39	10.80	11.40	12.00	69	19.80	20.40	21.00
41	11.40	12.00	12.60	71	20.40	21.00	21.60



RECOMMENDED FPC DIMENSIONS



RECOMMENDED PCB MOUNTING PATTERN & METAL MASK DIMENSIONS

ENTERY INDUSTRIAL CO., LTD.
MAY 15, 2015
R&D D.C.C. ISSUED

			CUSTOMER		恩得利工業股份有限公司 ENTERY INDUSTRIAL CO., LTD.																				
			GENERAL TOLERANCE UNLESS OTHERWISE SPECIFIED		DRAWN Josh MAR-31-2015																				
			X.X ±0.23		CHECKED																				
			X.XX ±0.13		APPROVED Josh 5/15/15																				
			X.XXX		PART NO. Δ 6601K-XXXX-06,36X																				
			ANG. ±30°		TITLE: 0.3 ZIF FPC SMT R/A																				
<table border="1"> <tr> <td>Δ</td> <td>RE201504014</td> <td>CERES</td> <td>05/15/15</td> </tr> <tr> <td>Δ</td> <td>RB140501</td> <td>Josh</td> <td>03/31/15</td> </tr> <tr> <td>SER</td> <td>REVISIONS</td> <td>CHK</td> <td>DATE</td> </tr> </table>			Δ	RE201504014	CERES	05/15/15	Δ	RB140501	Josh	03/31/15	SER	REVISIONS	CHK	DATE	SHEET 2/2		<table border="1"> <tr> <td>UNIT</td> <td>SCALE</td> <td>SIZE</td> <td>REV</td> </tr> <tr> <td>MM</td> <td>10:1</td> <td>A4</td> <td>X2</td> </tr> </table>	UNIT	SCALE	SIZE	REV	MM	10:1	A4	X2
Δ	RE201504014	CERES	05/15/15																						
Δ	RB140501	Josh	03/31/15																						
SER	REVISIONS	CHK	DATE																						
UNIT	SCALE	SIZE	REV																						
MM	10:1	A4	X2																						