

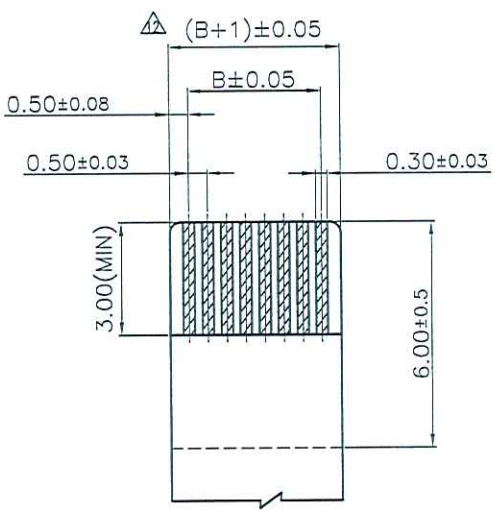
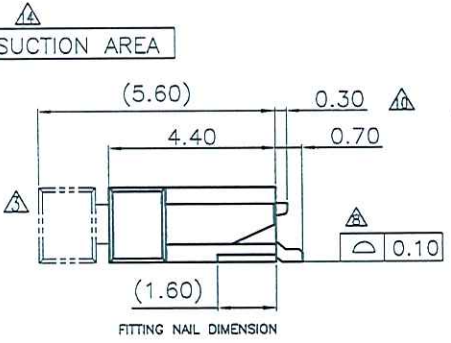
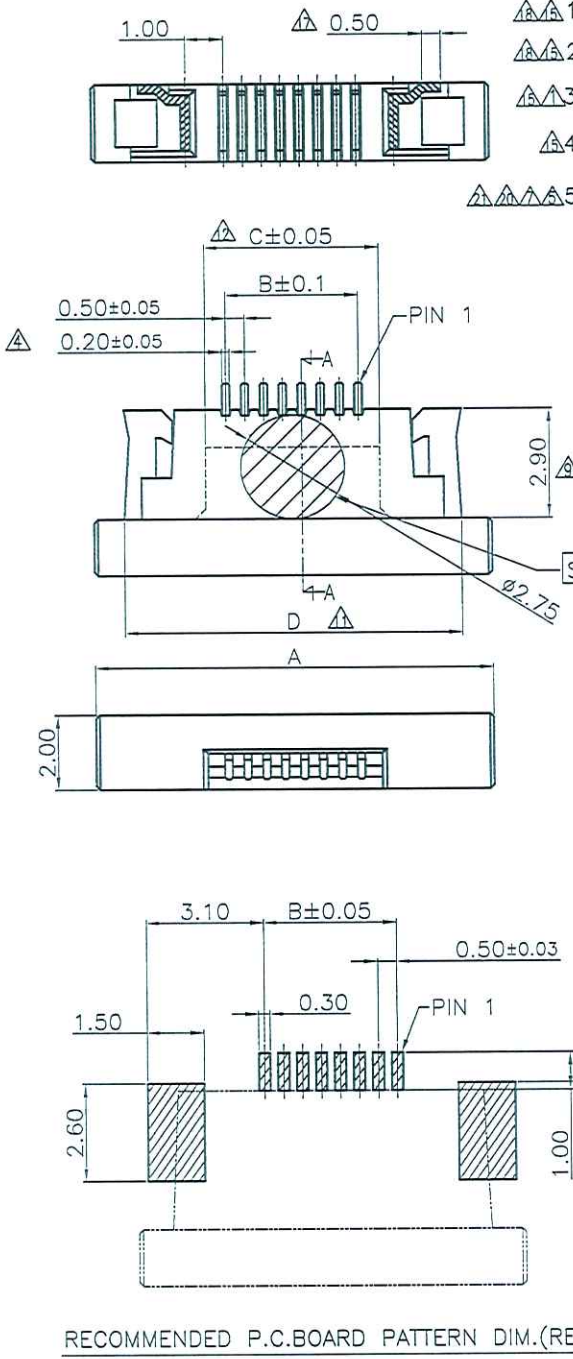
- NOTES: MATERIAL & FINISH
- 1. HOUSING: HIGH-TEMPERATURE THERMOPLASTIC ,UL94V-0
COLOR: BLACK
 - 2. ACTUATOR: HIGH-TEMPERATURE THERMOPLASTIC ,UL94V-0
COLOR: WHITE
 - 3. CONTACT: COPPER ALLOY.t=0.2mm (C5210R-SH)
PLATING: ALL PLATED OVERALL NICKEL 50~100u" UNDER PLATED
 - 4. FITTING NAIL: COPPER ALLOY.t=0.2mm (C2680H)
PLATING: TIN PLATED
 - 5. ORDER INFORMATION: 6702K-X XX N-00,20X



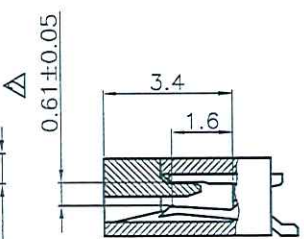
PACKING: E: TUBE
R: PLASTIC REEL
L: PAPER REEL

- PLATING: E: 100~160u" TIN
- Q: 100~160u" MATTE-TIN
- F: GOLD FLASH
- Y: GOLD FLASH (WITH NICKEL BARRIER)
- 6702K: 0.5 ZIF FPC SMT R/A TYPE BOTTOM CONTACT (HALOGEN FREE)

PIN	A	B	C	D
04	8.50	1.50	2.60	7.1
05	9.00	2.00	3.10	7.6
06	9.50	2.50	3.60	8.1
07	10.00	3.00	4.10	8.6
08	10.50	3.50	4.60	9.1
09	11.00	4.00	5.10	9.6
10	11.50	4.50	5.60	10.1
11	12.00	5.00	6.10	10.6
12	12.50	5.50	6.60	11.1
13	13.00	6.00	7.10	11.6
14	13.50	6.50	7.60	12.1
15	14.00	7.00	8.10	12.6
16	14.50	7.50	8.60	13.1
17	15.00	8.00	9.10	13.6
18	15.50	8.50	9.60	14.1
19	16.00	9.00	10.10	14.6
20	16.50	9.50	10.60	15.1
21	17.00	10.00	11.10	15.6
22	17.50	10.50	11.60	16.1
23	18.00	11.00	12.10	16.6
24	18.50	11.50	12.60	17.1
25	19.00	12.00	13.10	17.6
26	19.50	12.50	13.60	18.1
27	20.00	13.00	14.10	18.6
28	20.50	13.50	14.60	19.1
29	21.00	14.00	15.10	19.6
30	21.50	14.50	15.60	20.1
31	22.00	15.00	16.10	20.6
32	22.50	15.50	16.60	21.1
33	23.00	16.00	17.10	21.6
34	23.50	16.50	17.60	22.1
35	24.00	17.00	18.10	22.6
36	24.50	17.50	18.60	23.1
37	25.00	18.00	19.10	23.6
38	25.50	18.50	19.60	24.1
39	26.00	19.00	20.10	24.6
40	26.50	19.50	20.60	25.1
41	27.00	20.00	21.10	25.6
42	27.50	20.50	21.60	26.1
43	28.00	21.00	22.10	26.6
44	28.50	21.50	22.60	27.1
45	29.00	22.00	23.10	27.6
46	29.50	22.50	23.60	28.1
47	30.00	23.00	24.10	28.6
48	30.50	23.50	24.60	29.1
49	31.00	24.00	25.10	29.6
50	31.50	24.50	25.60	30.1
51	32.00	25.00	26.10	30.6
52	32.50	25.50	26.60	31.1
53	33.00	26.00	27.10	31.6
54	33.50	26.50	27.60	32.1
55	34.00	27.00	28.10	32.6
56	34.50	27.50	28.60	33.1
57	35.00	28.00	29.10	33.6
58	35.50	28.50	29.60	34.1
59	36.00	29.00	30.10	34.6
60	36.50	29.50	30.60	35.1



RECOMMENDED APPLICABLE FPC LAYOUT (THICKNESS: 0.30±0.03)



SECTION A-A

ENTERY INDUSTRIAL CO., LTD.
APR 25. 2013
R&D D.C.C. ISSUED

RECOMMENDED P.C.BOARD PATTERN DIM.(REF)

CUSTOMER		恩得利工業股份有限公司 ENTERY INDUSTRIAL CO., LTD.	
RE201206014 RE201210002 RE201210019 RE201208001 REN110603 REN110413 RE201102011	JIMMY JIMMY JIMMY JIMMY JIMMY Joan CHK	12/18/12 10/31/12 08/07/12 06/03/11 04/22/11 03/03/11	GENERAL TOLERANCE UNLESS OTHERWISE SPECIFIED X.X ±0.30 X.XX ±0.20 X.XXX ANG. ±0°30'
DRAWN Joan OCT-20-2004		PART NO. 6702K-XXXN-00,20X	
CHECKED		TITLE: 0.5 ZIF FPC SMT R/A TYPE BOTTOM CONTACT	
APPROVED		SHEET 1/1	
UNIT MM		SCALE 5:1	
SIZE A4		REV V	