

PIN NO.	A	B	C	D	E
4	3.75	1.50	2.53	3.27	3.0
5	4.25	2.00	3.03	3.77	
6	4.75	2.50	3.53	4.27	
7	5.25	3.00	4.03	4.77	
8	5.75	3.50	4.53	5.27	
9	6.25	4.00	5.03	5.77	
10	6.75	4.50	5.53	6.27	
11	7.25	5.00	6.03	6.77	
12	7.75	5.50	6.53	7.27	
13	8.25	6.00	7.03	7.77	
14	8.75	6.50	7.53	8.27	
15	9.25	7.00	8.03	8.77	
16	9.75	7.50	8.53	9.27	
17	10.25	8.00	9.03	9.77	
18	10.75	8.50	9.53	10.27	
19	11.25	9.00	10.03	10.77	
20	11.75	9.50	10.53	11.27	
21	12.25	10.00	11.03	11.77	
22	12.75	10.50	11.53	12.27	
23	13.25	11.00	12.03	12.77	
24	13.75	11.50	12.53	13.27	
25	14.25	12.00	13.03	13.77	
26	14.75	12.50	13.53	14.27	
27	15.25	13.00	14.03	14.77	

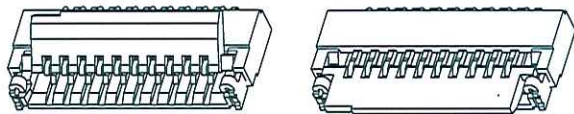
PIN NO.	A	B	C	D	E
28	15.75	13.50	14.53	15.27	6.0
29	16.25	14.00	15.03	15.77	
30	16.75	14.50	15.53	16.27	
31	17.25	15.00	16.03	16.77	
32	17.75	15.50	16.53	17.27	
33	18.25	16.00	17.03	17.77	
34	18.75	16.50	17.53	18.27	
35	19.25	17.00	18.03	18.77	
36	19.75	17.50	18.53	19.27	
37	20.25	18.00	19.03	19.77	
38	20.75	18.50	19.53	20.27	
39	21.25	19.00	20.03	20.77	
40	21.75	19.50	20.53	21.27	
41	22.25	20.00	21.03	21.77	
42	22.75	20.50	21.53	22.27	
43	23.25	21.00	22.03	22.77	
44	23.75	21.50	22.53	23.27	
45	24.25	22.00	23.03	23.77	
46	24.75	22.50	23.53	24.27	
47	25.25	23.00	24.03	24.77	
48	25.75	23.50	24.53	25.27	
49	26.25	24.00	25.03	25.77	
50	26.75	24.50	25.53	26.27	

ENTERY INDUSTRIAL CO., LTD.
JUL 25, 2014
R&D D.C.C. ISSUED

NOTES: MATERIAL & FINISH

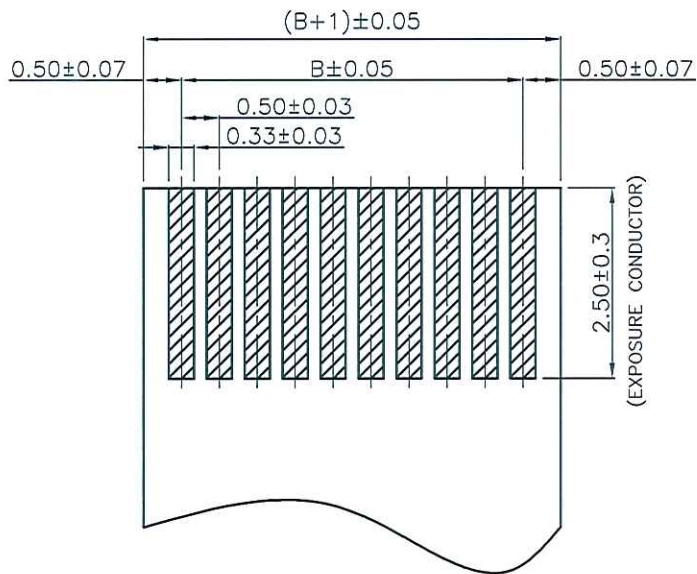
1. HOUSING: HIGH-TEMP THERMOPLASTIC UL94V-0, COLOR: NATURE
2. ACTUATOR: HIGH-TEMP THERMOPLASTIC UL94V-0, COLOR: BLACK
3. TERMINAL: COPPER ALLOY PLATING: GOLD FLASH PLATED
4. ORDER INFORMATION: 6710K - Y XX X-00 X

PACKING: L: PAPER REEL
E: TUBE
TYPE
N: STANDARD
M: MYLAR
PIN NO.
PLATING: Y: GOLD FLASH ON CONTACT & SOLDER AREA OVERALL NICKEL UNDER PLATED
0.5 ZIF FPC SMT R/A B/C (HALOGEN FREE)




SER	REVISIONS	CHK	DATE
△	RE201405015	Juno	07/21/14
△	REN140610	Juno	06/25/14

CUSTOMER		恩得利工業股份有限公司 ENTERY INDUSTRIAL CO., LTD.	
GENERAL TOLERANCE UNLESS OTHERWISE SPECIFIED	DRAWN Josh OCT-11-2011	PART NO. 6710K-YXXX-00X	
X.X ±0.25	CHECKED	TITLE: 0.5 ZIF FPC SMT R/A B/C	
X.XX ±0.13	APPROVED	UNIT SCALE SIZE REV MM 10:1 A4 C	
X.XXX ANG. ±5°	SHEET 1/2		



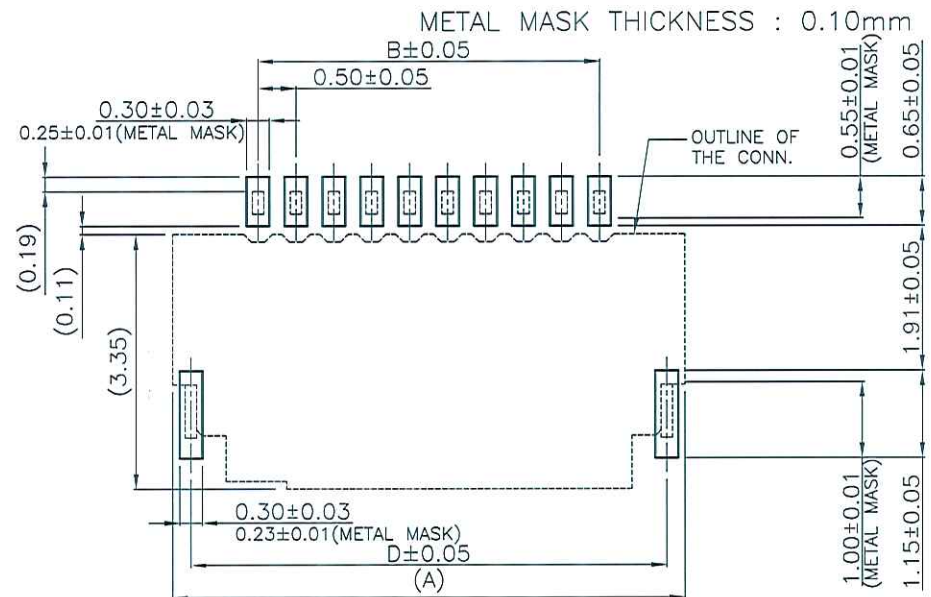
X±0.03

X	EXPLANATION
0.2	ZIF FPC WITH LOCK
0.3	NON-ZIF FPC WITH LOCK



FPC/FFC DIMENSIONS SPEC

PIN NO.	A	B	D	PIN NO.	A	B	D
4	3.75	1.50	3.27	28	15.75	13.50	15.27
5	4.25	2.00	3.77	29	16.25	14.00	15.77
6	4.75	2.50	4.27	30	16.75	14.50	16.27
7	5.25	3.00	4.77	31	17.25	15.00	16.77
8	5.75	3.50	5.27	32	17.75	15.50	17.27
9	6.25	4.00	5.77	33	18.25	16.00	17.77
10	6.75	4.50	6.27	34	18.75	16.50	18.27
11	7.25	5.00	6.77	35	19.25	17.00	18.77
12	7.75	5.50	7.27	36	19.75	17.50	19.27
13	8.25	6.00	7.77	37	20.25	18.00	19.77
14	8.75	6.50	8.27	38	20.75	18.50	20.27
15	9.25	7.00	8.77	39	21.25	19.00	20.77
16	9.75	7.50	9.27	40	21.75	19.50	21.27
17	10.25	8.00	9.77	41	22.25	20.00	21.77
18	10.75	8.50	10.27	42	22.75	20.50	22.27
19	11.25	9.00	10.77	43	23.25	21.00	22.77
20	11.75	9.50	11.27	44	23.75	21.50	23.27
21	12.25	10.00	11.77	45	24.25	22.00	23.77
22	12.75	10.50	12.27	46	24.75	22.50	24.27
23	13.25	11.00	12.77	47	25.25	23.00	24.77
24	13.75	11.50	13.27	48	25.75	23.50	25.27
25	14.25	12.00	13.77	49	26.25	24.00	25.77
26	14.75	12.50	14.27	50	26.75	24.50	26.27
27	15.25	13.00	14.77				



PCB MOUNTING PATTERN & METAL MASK DIMENSIONS SPEC

TOP VIEW

ENTERY INDUSTRIAL CO., LTD.
JUL 25, 2014
R&D D.C.C. ISSUED

CUSTOMER		恩得利工業股份有限公司 ENTERY INDUSTRIAL CO., LTD.	
GENERAL TOLERANCE UNLESS OTHERWISE SPECIFIED		DRAWN Josh OCT-11-2011 CHECKED APPROVED SHEET 2/2	PART NO. 6710K-YXXX-00X TITLE: 0.5 ZIF FPC SMT R/A B/C
X.X	±0.25		
X.XX	±0.13		
X.XXX	±0.075		
ANG.	±5°		
REVISIONS	CHK DATE	UNIT	SCALE
SER		MM	10:1
		SIZE	A4
		REV	C

RE201405015	Juno	07/21/14*
REN140610	Juno	08/25/14*
SER	REVISIONS	CHK DATE